

TOPDON[®]



UltraDiag

2-in-1 Diagnostic Scanner And Key Programmer Tool



Diagnostic Tool

Contents

01

Brief

02

Specs

03

Product
Overview

04

Features

05

What's
In The Box?

06

Comp Chart

07

FAQs

Brief

Specs

Product
Overview

Features

What's In
The Box?

Comp Chart


FAQs



UltraDiag

The TOPDON UltraDiag is a well-rounded diagnostic tool with added key programming features. The UltraDiag is capable of performing full OBD2 capabilities, accessing 30 commonly used maintenance services, and supports full-system diagnostics for 70+ car brands all over the world. Stepping into more advanced functions, the diagnostic scanner includes features such as the Repair Data Library to quickly get started on auto repair jobs and bidirectional controls to locate the faulty parts accurately. This powerful tool can act as key matching tool to work on car keys and immobilizer systems. Functions include PIN reading, key learning, remote control learning, and all keys lost. These key programming functions add versatility to open many new streams of revenue. The perfect tool for repair shops and locksmiths.

Brief



Specs

Specs

Product
Overview

Features

What's In
The Box?

Comp Chart

FAQs

Hardware



OS:

Android 11.0

Storage Capacity:

RAM 2G & ROM 32G

Screen:

8 inches, 1280*800 Resolution

Connectivity:

Bluetooth 5.0/SPP USB Wi-Fi

Camera:

5 megapixels

Battery Capacity:

10000mAh

Ports:

USB Type-A/USB
Type-C/RJ45/HDMI/DC
Charging Port

Parameters

Input Voltage:

12V DC

Dimensions (L x W x H):

255*155*50 mm (10*6.1*1.97 in.)

Working Temperature:

0°C to 50°C (32°F to 122°F)

Storage Temperature:

-20°C to 60°C (-4°F to 140°F)

VCI

Operating Temperature:

-10°C to 60°C (14°F to 140°F)

Working Voltage:

9-18 V

Working Current:

≤100 mA

Dimensions:

84*50*27 mm (3.3*2.0*1.1 inch)



Brief



Product Overview

Specs

Product Overview

Features

What's In The Box?

Comp Chart

FAQs



- 1. Eight-Inch Touchscreen
- 2. Reset Button
- 3. Power Button
- 4. 3.5 mm Audio Port
- 5. RJ45 Port
- 6. USB Type-A Port
- 7. DC Power Supply Input Port (12V, 2 A)
- 8. HDMI Port
- 9. USB Type-C Port
- 10. Screenshot Button
- 11. Mic
- 12. TF Card Expansion Slot
- 13. VCI Slot
- 14. Camera Lens
- 15. Audio Speaker
- 16. Collapsible Stand

Brief

Specs

Product
Overview

Features

What's In
The Box?

Comp Chart

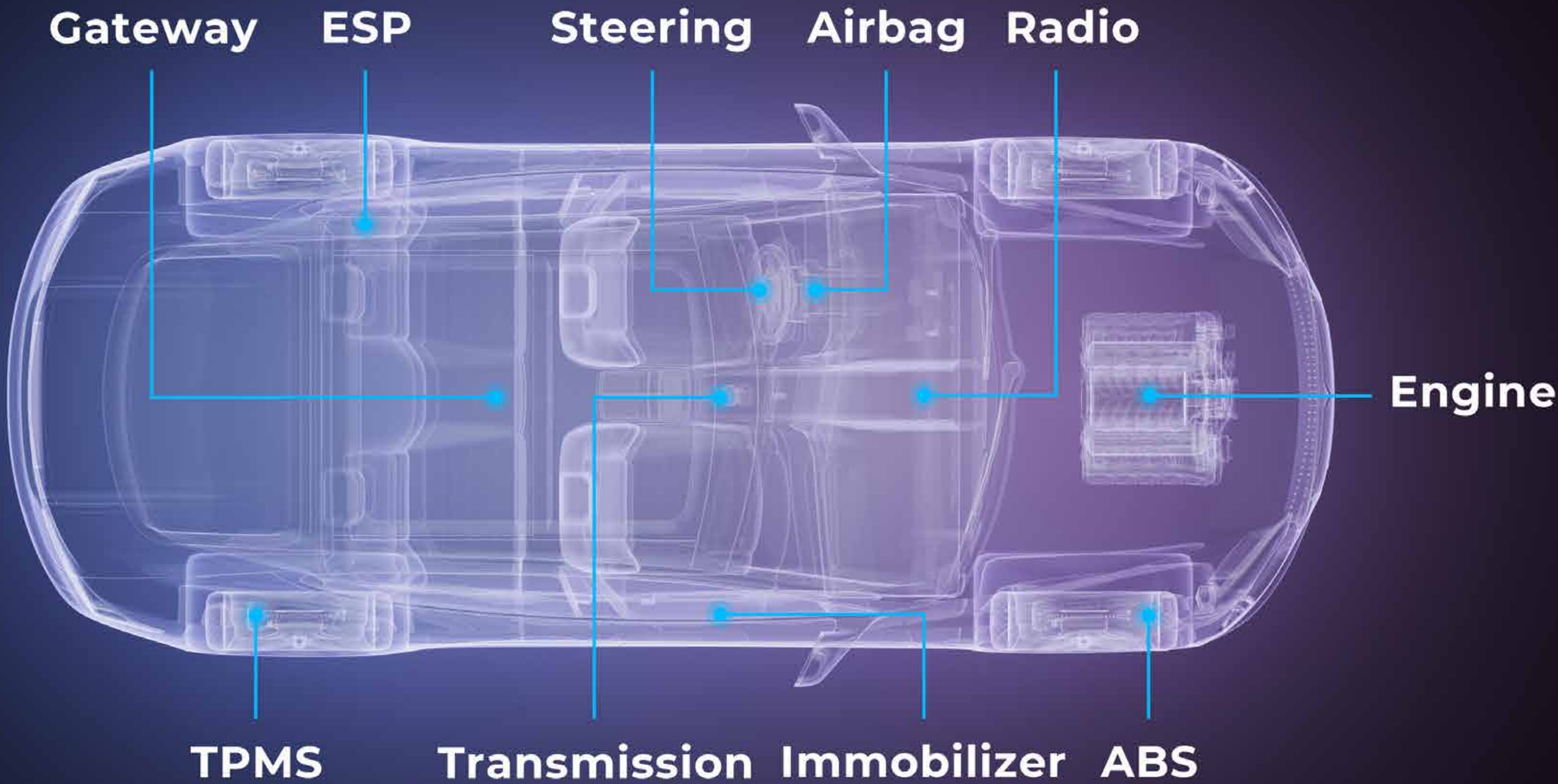
FAQs

Full System Diagnostics for 70+ Brands

Get a complete diagnostic report on over 70 different car brands with the UltraDiag scanner.

This powerful tool lets you perform a comprehensive scan through all vehicle systems, including engine, transmission, airbag, ABS, ESP, TPMS, immobilizer, gateway, steering, radio, and air conditioning.

You'll have access to all the information you need to get your vehicle running smoothly again. No more guesswork - the UltraDiag scanner provides you with the complete picture of your car's health.



Brief

Specs

Product
Overview

Features

What's In
The Box?

Comp Chart

FAQs

Pro-Level OBD2 Code Reader

With the comprehensive OBD2 code reader, you can quickly identify and resolve issues related to your vehicle's emissions system.

The UltraDiag supports a range of key functions, including DTC lookup, live data, freeze frame data, and more.

Whether you're a professional mechanic or a DIY enthusiast, the UltraDiag is the perfect tool for enhanced emissions diagnostics.



Brief

Specs

Product
Overview

Features

What's In
The Box?

Comp Chart

FAQs

Effortlessly Program Your Vehicle Keys

Unlock the full potential of your UltraDiag with our key programming add-on.

Compatible with over 40 vehicle brands, this upgrade provides a range of functions such as Number of Keys, PIN Reading, Key Learning, Remote Control Learning, Delete Keys, and All

Keys Lost. With this powerful key programming tool, you can tackle a wide range of automotive locksmithing jobs with ease.



Brief

Specs

Product
Overview

Features

What's In
The Box?

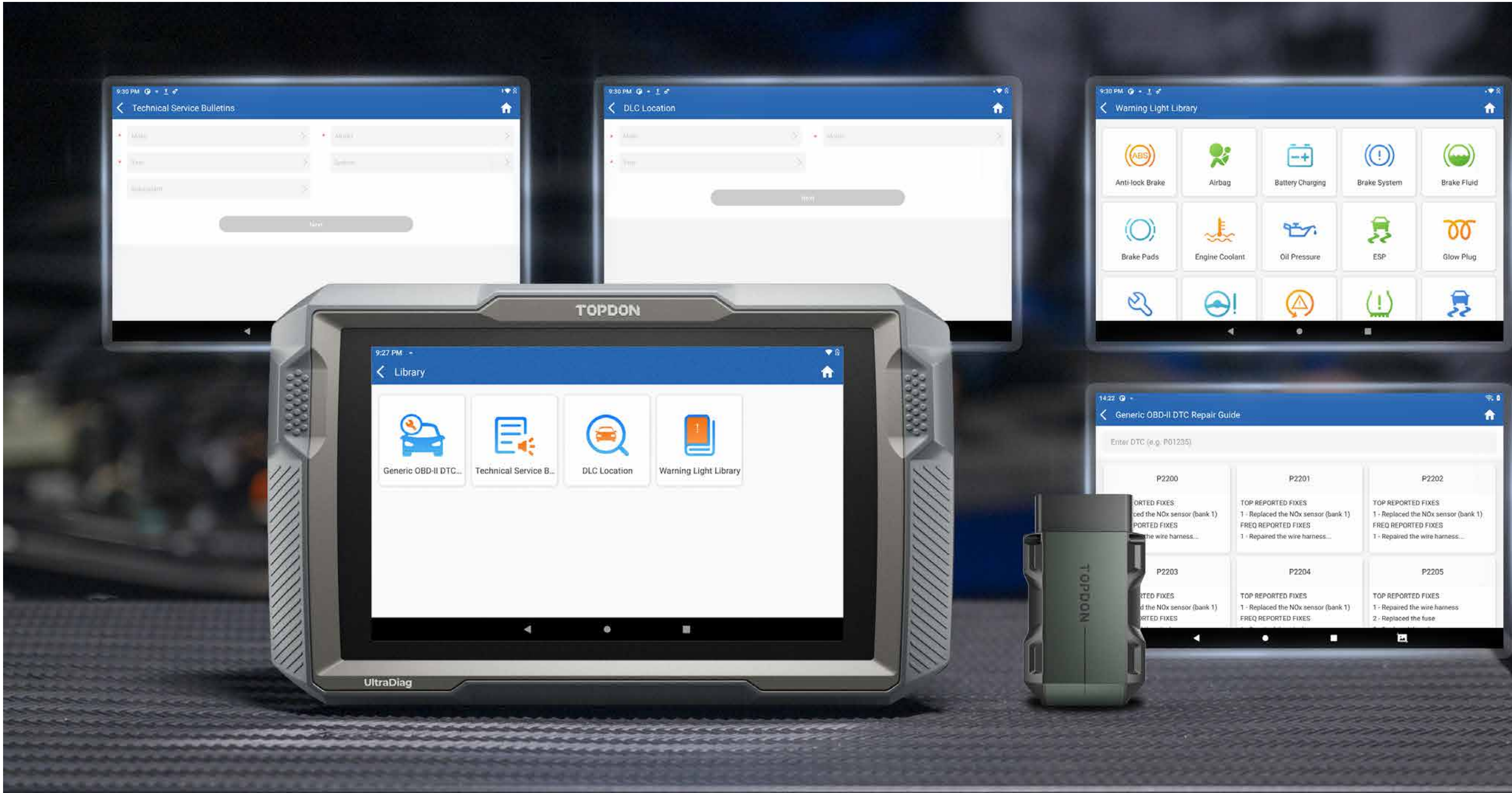
Comp Chart

FAQs

Repair Data Library

Upgrade your vehicle diagnosis skills with the UltraDiag! Our OBD2 DTC Repair Guide provides a comprehensive guide to fault codes and repair guidance.

With service bulletins and DLC location guides, repairs are easier than ever. Plus, our warning light library offers solutions to dashboard warnings. Trust the UltraDiag for all your vehicle diagnostic needs!



Brief

DTC Repair Guide

Maximize your diagnostic capabilities with TOPDON's UltraDiag and its DTC Repair Guide.

Easily diagnose issues with your vehicle and receive guidance on repairs with the tool's fault code definitions for all systems. This includes dashboards and air conditioning systems.

Compatible with Chrysler/Dodge/Jeep/Fiat 2010-2014 and expanding with continual updates, the UltraDiag is the must-have tool for any technician or DIY enthusiast.

Specs

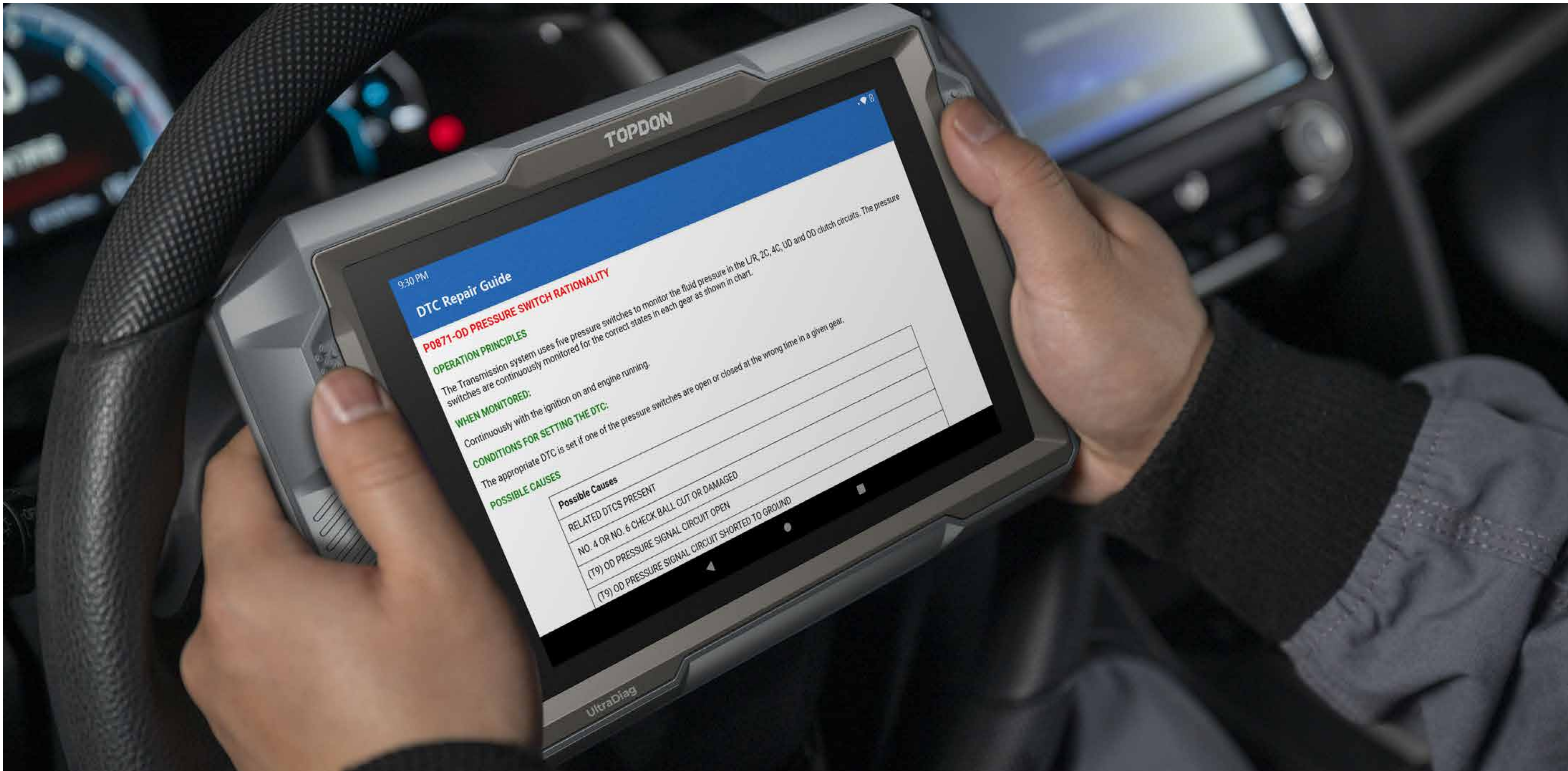
Product
Overview

Features

What's In
The Box?

Comp Chart

FAQs



Brief

Specs

Product
Overview

Features

What's In
The Box?

Comp Chart

FAQs

Bidirectional Control

The UltraDiag scanner can get access to vehicle-specific subsystems and component parts that drive the actuators to perform a specific function.

This determines the integrity of the system or parts, allowing users to analyze and locate faulty parts more accurately.

Bidirectional control includes fuel injectors, coolant pumps, windows, windshield wipers, and more.



Brief

Specs

Product
Overview

Features

What's In
The Box?

Comp Chart

FAQs

30 Reset Functions

With 30 vital maintenance services, the UltraDiag streamlines your workflow, covering features from Oil Reset, EPB Reset, BMS Reset, Throttle Adaptation, and ABS Bleeding to DPF Regeneration, Injector Coding, AdBlue Reset, Start/Stop Reset, and more. It helps you quickly handle common and complex tasks across various vehicle systems, saving time and improving service quality.

30+



Brief

Specs

Product
Overview

Features

What's In
The Box?

Comp Chart

FAQs

AutoVIN & AutoScan: Streamlined for More Convenience

The UltraDiag comes with AutoVIN and AutoScan functions to streamline your repair progress and save diagnostic time.

AutoVIN automatically identifies vehicle information such as make, model, and year of manufacture. AutoScan detects all vehicle systems and retrieves DTCs easily.



Brief

Specs

Product
Overview

Features

What's In
The Box?

Comp Chart

FAQs

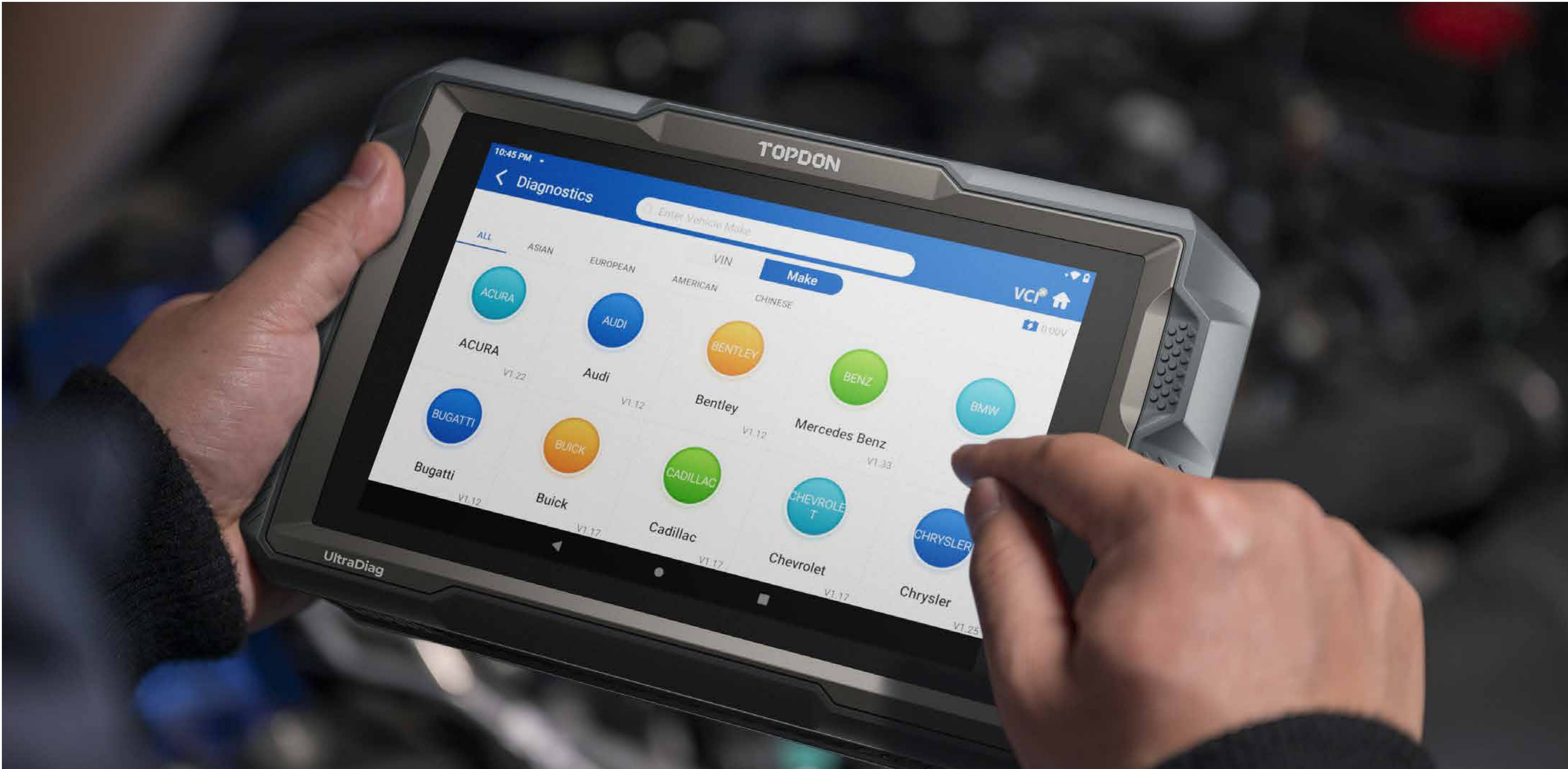
Vehicle Coverage Lookup

Enter the vehicle information and function you would like to perform on a car. The Vehicle Coverage Lookup function can check whether the device is applicable to your vehicle.

The Lookup Coverage supports 60+ brands.



Device Model, Vehicle Series,
Vehicle Model, Year and Function



Brief

Specs

Product
Overview

Features


What's In
The Box?

Comp Chart

FAQs

VCI Bluetooth Wireless Diagnostics

The UltraDiag comes with a magnetic VCI that attaches to the back of the tablet for easy storage. Connecting the VCI to the vehicles via Bluetooth gives users ultimate flexibility in diagnosis.



Brief

Specs

Product
Overview

Features

What's In
The Box?

Comp Chart


FAQs

Improved Hardware for Convenience and Performance

The UltraDiag features a long-lasting 10000mAh battery to save technicians from repeated recharges throughout the day. Android 11.0 makes for faster user interface and processing.

Equipped with a USB-Type A port, users can connect the VCI to the tablet for more reliable data transfers when working on immobilizer systems.

The HDMI port allows users to project the diagnostic process for demonstration and analysis purposes. The TF card expansion slot supports up to 128G of additional storage.



Brief

Optional Battery Testing Capability

Users can pair the UltraDiag with TOPDON's latest battery analyzer, the BTMobile ProS to monitor a car battery's health wirelessly.

This pairing turns the UltraDiag into a hi-tech battery testing tool.

Specs

Product
Overview

Features

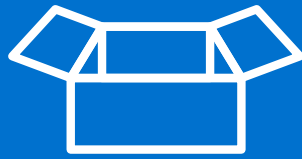
What's In
The Box?

Comp Chart

FAQs



Brief



What's In The Box?

Specs

Product
Overview




Features

*What's In
The Box?*

Comp Chart

FAQs

UltraDiag	Carrying Case	Power Adapter	VCI
			
		USB Cable (Type-A to Type-C)	
			
Package Box	OBD-II Extension Cable	User Manual	Quick User Guide
			

MODEL	ArtiDiag600S	ArtiDiag800 BT	UltraDiag
SPECIFICATIONS			
Display	5-inch TFT	6-inch	8-inch
RAM	2G	2G	2G
ROM	16G	32G	32G
Battery	1500mAh	3100mAh	10000mAh
OBDII Code Reader	√	√	√
Full System	×(PCM/TCM/ABS/SRS)	√	√
Read DTCs	√	√	√
Clear DTCs	√	√	√
Data Stream	√	√	√
Read ECU Information	√	√	√
Bidirectional Control	×	×	√
Key Programming	×	×	√
Service Functions	8 (Oil Reset, Brake Reset, SAS Reset, BMS Reset, ABS Bleeding, ETS Reset, DPF Reset, TPMS Reset)	28	30
Vehicle Coverage	110+	110+	70+
AutoVIN	√	√	√
Software	Free	Free	2 Years Free
Software Languages	17 Languages: English, French, German, Spanish, Portuguese, Russian, Japanese, Italian, Polish, Turkish, Dutch, Hungarian, Slovak, Korean, Finnish, Czech, Arabic	17 Languages: English, French, German, Spanish, Portuguese, Russian, Japanese, Italian, Polish, Turkish, Dutch, Hungarian, Slovak, Korean, Finnish, Czech, Arabic	11 Languages: English, French, German, Spanish, Portuguese, Russian, Japanese, Italian, Korean, Simplified Chinese, Traditional Chinese

Brief



FAQs

Specs

Question

What should I do if a communication error occurs?

Answer

Please follow these steps to troubleshoot the issue:

- 1)** Check if the ignition is ON.
- 2)** Check if the UltraDiag VCI is securely plugged into the vehicle's DLC port.
- 3)** Turn the ignition off. Then, turn the ignition on again after 10 seconds and continue the operation.
- 4)** Check if the vehicle's control module is defective.

Product
Overview

Features

What's In
The Box?

Comp Chart

FAQs

Brief



FAQs

Specs

Question

What service functions does the UltraDiag support?

Features

Answer

UltraDiag supports 13 service functions, including Oil Reset, Throttle Adaptation, EPB Reset, ABS Bleeding, Steering Angle Reset, DPF Regeneration, Airbag Reset, BMS Reset, Injector Coding, TPMS Reset, Sunroof Initialization, Seats Calibration and Windows Calibration.

Functions

Question

What's In
The Box?

Do I need to update the firmware before using the UltraDiag for the first time?

Answer

Yes. Firmware will automatically update to the latest version once the UltraDiag VCI is connected with your UltraDiag tablet via Bluetooth. You can also tap User Info > Firmware Update to update the firmware manually.

Comparison

FAQs

Brief



FAQs

Specs

Question

Why is the UltraDiag tablet screen flashing when the engine is working?

Features

Answer

That is a normal occurrence caused by electromagnetic interference.

Functions

Question

How do I capture a screenshot?

Answer

Long press the Screenshot button at the top right edge of the UltraDiag tablet to capture a screenshot. To view the saved pictures, go to Gallery from the home screen of the Android System.

Comparison

FAQs



    @topdonofficial

+86-755-21612590 (Global HQ)
+1-833-629-4832 (North America)

sales@topdon.com
support@topdon.com

**CHINA
TOPDON HQ**

topdon.com

Unit 2005 20/F, No. 3040 Xinghai Avenue,
Qianhai Shimao Tower, Qianhai Shenzhen-Hong Kong
Cooperation Zone, Shenzhen, PR, China 518000



**USA
TOPDON**

topdon.us

400 Commons Way, Suite A
Rockaway, NJ 07866

