

TOP KEY PRODUCT PROFILE



TOPDON®



TOP KEY is TOPDON's new key matching tool made for any car owner.
This product's intuitive design requires no locksmithing or programming experience.
With no training required, this user-friendly tool will be any DIYer's best friend, making copying a car key easier than ever!

You can add keys and remote controls, clear car fault codes,
perform VCI and vehicle management.

With TOP KEY any car owner can skip the inconvenience of going to a dealer,
saving time and money!

SPECS

Working voltage

@DC 9V~18V

Bluetooth communication distance

393 inches

Working temperature

-10°C to 55°C (14°Fto 131°F)

Storage temperature

-20°C to 75°C (-4°Fto 167°F)

Product size

5.59*4.84*1.5 (inches)

Product weight

140g (4.94 oz)

FUNCTION



- Adds Keys and Remote Controls
- Clears Fault Codes
- Performs VCI and Vehicle Management

OPERATING PROCEDURES

01

Before you use TOP KEY, you must have your keys professionally cut.

02

Download TOP KEY's App to access the modeling software.

03

Connect the VCI to the car's OBDII port and connect the phone to the VCI via Bluetooth.

04

Enter the vehicle's model software on the app and follow the instructions to complete the key and remote control matching.

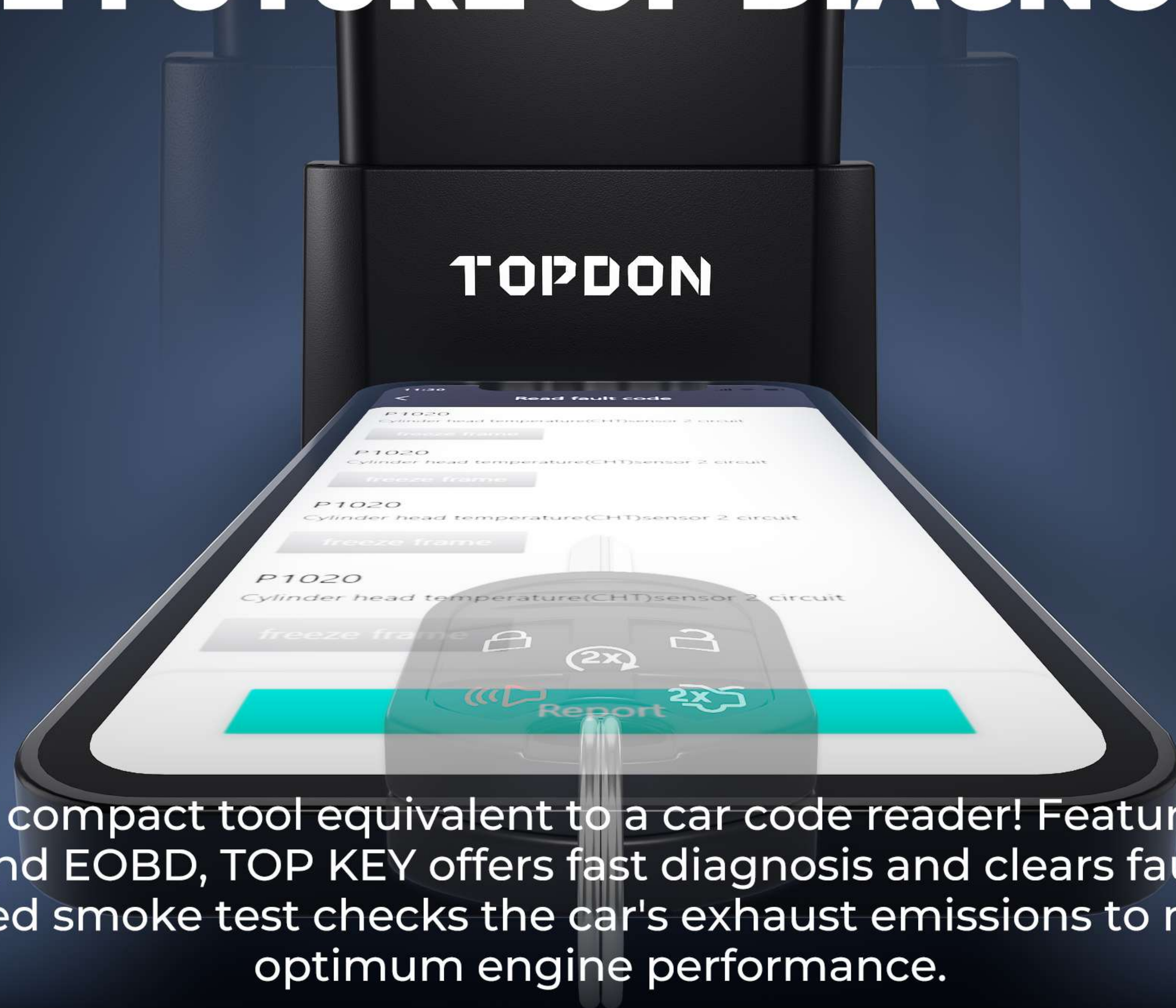
BUCK THE STATUS QUO - GET KEY AND REMOTE MATCHING DONE THROUGH YOUR CELL PHONE



Simply open your phone and download the TOP KEY app to operate. Connect your phone to the VCI using Bluetooth, and then use the VCI to connect to the OBD II port. The OBD II quickly reads your car's information and sets your new key.

With this tool you'll never have to use a programming box again!
The cutting-edge mobile operation is simple and intuitive. Average time to adjust of only 5 minutes!

COMPACT, PORTABLE AND SMART: THE FUTURE OF DIAGNOSIS



Small and compact tool equivalent to a car code reader! Featuring built-in OBDII and EOBD, TOP KEY offers fast diagnosis and clears fault codes. The included smoke test checks the car's exhaust emissions to maintain the optimum engine performance.

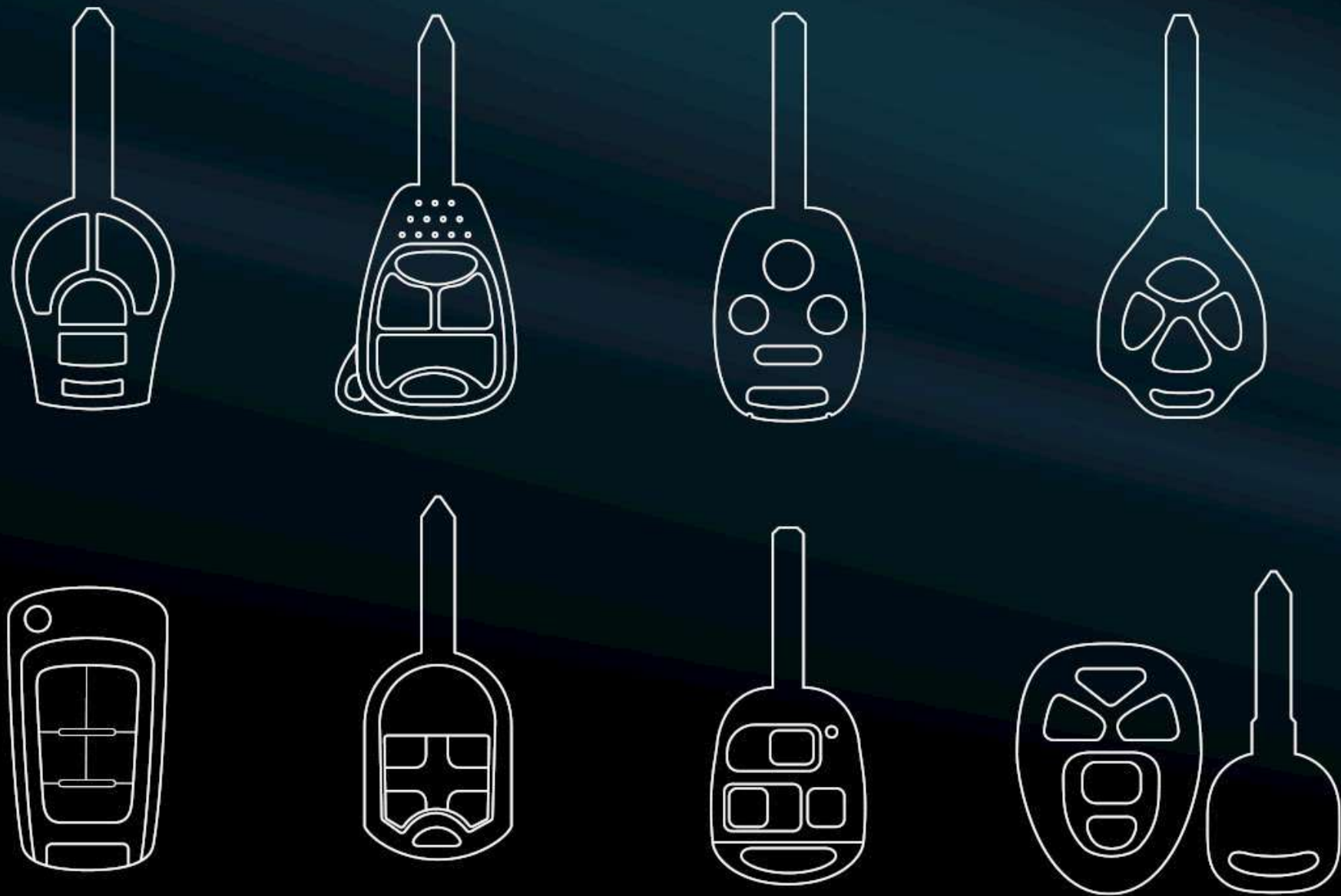
EVEN MORE SAFETY FOR YOUR CLIENTS



TOPDON

TOP KEY is completely self-operated, protecting your clients' key privacy
and keeping track of your key duplicates.

MORE VERSIONS FOR HIGHER COMPATIBILITY



TOPDON

TOPDON offers 8 versions of its TOP KEY with different vehicle software. Choose the one that suits you best! Resolving car key was never this easy!

TAKE THE STRESS OUT OF A LOST CAR KEY

TOPDON

TOPDON

Quickly deactivate lost keys with TOP KEY(except for Chrysler). Protect your car while you get back on track.

TOP KEY can reactivate lost keys when they are found.

Focus on finding or matching your keys instead of someone stealing your car!

THE MOST AFFORDABLE TOOL IN THE MARKET

50%



TOPDON

With TOP KEY you get a smart, portable key matching tool for less than half of the price of automotive repair shop. Reduce outsourcing and do more with TOP KEY!

MODEL COVERAGE LIST



▪ TOYOTA 01
Toyota, Scion



▪ LEXUS
Lexus



▪ HONDA
Honda, Acura



▪ FCA
Chrysler, Dodge, Jeep



▪ GM 01
Buick, Cadillac, Chevrolet,
GMC, Holden



▪ GM 02
Buick, Chevrolet, GMC, Holden,
Hummer, Pontiac, Saturn, Suzuki




▪ FORD
Ford, Lincoln, Mercury



▪ NISSAN
Nissan, Infiniti

EXPLORE MORE POSSIBILITIES WITH TOP KEY



Matching keys




Maintenance Services

WHAT'S IN THE BOX?

TOPDON®

- TOP KEY VCI
- Car Key
- User Manual



FAQs

Q If I am not a professional, how can I know which TOP KEY version to purchase?

- A**
- Firstly, you need to acquire the list of supported vehicle models provided by TOPDON. Then, follow the steps below:
 - Check if the BRAND, MODEL, and YEAR of your vehicle are compatible with the product.
 - Check if the FCC ID of the original key is the same as TOP KEY's one.
(For some keys, you will need to open the key enclosure to find FCC ID inside).
 - Check if the key embryo of the original key is the same as TOP KEY's one, regardless of any design differences.
- Take a Ford model as an example:

TOP KEY:



The original key:



Q How can I cut the key?

- A**
- Locksmiths, hardware stores, box stores, and even some supermarkets can cut keys. However, you need to have at least one original key for the key cutting.
 - We suggest you to try to open the mechanical lock of the vehicle door after the new key is cut to ensure the key was cut properly.

Q Why do some systems have both key matching and remote matching? What is the difference?

- A**
- The key, in general, is used to start the car engine. The remote function generally refers to locking and unlocking the car door without using the key to open the mechanical lock. The key contains an electronic anti-theft chip, so the chip must be programmed to be used. Some models will finish remote matching automatically once the key is matched, while other models like Toyota and FCA are required to match the key and remote separately.



Q After matching a new key, will the lost key replaced still work?

A

- This will depend on the car's make and model. Taking a Ford model as an example, if Ford matches a new key, the lost key will be invalid. If you get it back later, you can match the lost key again, and then both the original key and the recovered key can continue to be used.

Q If the original key can start the engine, but the remote is broken, will the new remote control from TOP KEY work properly after matching?

A

- Yes. After matching a new key, both the key and remote functions will operate correctly. If you matched a key and the remote function still does not work, call our tech support line.

Q Can anyone steal my car after buying a TOP KEY product corresponding to my vehicle model?

A

- No, that isn't possible. An original car key is required to open the door and match the new key. Even if someone breaks into your car, there is no way to add a new key without the original.



Q My vehicle brand, model, and year are compatible, but my only key left is an aftermarket key, and I cannot see the FCC ID. Can I still buy the tool?

A

- No, this isn't recommended. TOP KEY may not match at all or will only be able to start the engine of the car without activating the remote control.

Q My vehicle brand, model, year, and FCC ID are compatible, but the remote control still won't match.

A

- It may be due to a different wireless frequency. TOP KEY adopts the standard frequency of the corresponding model in the United States. An imported car, special vehicle version, or non-original remote control can present a different wireless frequency.

Q If my vehicle has been used to match new keys several times, can it be matched with a new key again?

A

- TOP KEY can read the number of keys that have been matched with the vehicle and will also indicate the maximum number of keys that can be matched.



Q Is there a limit to how many keys I can add to my vehicle?

A

- Yes. Each manufacturer has a limit to the number of keys that can be added. Many manufacturers limit to 8 keys.



CONTACT US FOR MORE DETAILS

TOPDON®

www.topdon.com

sales@topdon.com

support@topdon.com

Social Media: [@topdonofficial](#)

+1-833-629-4832(North America)

+86-755-21612590

CHINA TOPDON HQ

Unit 2005 20/F, No. 3040 Xinghai Avenue,
Qianhai Shimao Tower, Qianhai Shenzhen-Hongkong
Cooperation Zone, Shenzhen, PR, China 518000

USA TOPDON HQ

400 Commons Way, Suite A
Rockaway, NJ 07856

