

TOPDON®

AD



500

ArtiDiag500

Beyond The Basics



Diagnostic Tool

Contents

01

Brief

02

Specs

03

Features

04

What's
In The Box?

05

Comp Chart

06

FAQs

Brief

Specs

Features

What's In
The Box?

Comp Chart

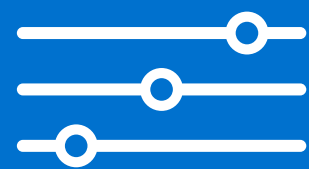
FAQs



ArtiDiag500

In 2021, TOPDON launched the ArtiDiag500, driven by in-depth market research and consumer feedback on rival products. By 2024, Artidiag500 garnered recognition from technicians and enthusiasts in 80+ countries. Drawing on two years of valuable consumer insights, TOPDON revisited existing clients, and addressed every critique to unveil the reimagined ArtiDiag500 second generation. With added reset functions, expanded capacity, a cutting-edge operating system, and broader vehicle model coverage, this iteration promises an enhanced user experience.

Brief



Specs

Specs

Features

What's In
The Box?

Comp Chart

FAQs

Hardware



CPU:
4-Core 1.5GHz
RAM:
2G
ROM:
32G

Battery:
3350mAh
OS:
Android 11.0
Screen Resolution:
1280x720

Language

English, French, German, Spanish,
Portuguese, Russian, Japanese,
Italian, Simplified/Traditional Chinese,
Korean, Polish, Turkish

Brief

4 Systems, 1 Solution

For DIYers addressing typical concerns like engine, transmission, ABS, and SRS, the TOPDON ArtiDiag500 vehicle scanner provides specialized diagnostic solutions.

It effortlessly interprets and eliminates fault codes and scrutinizes data streams, ensuring the prompt detection of issues.

Specs

Features

What's In
The Box?

Comp Chart

FAQs



Brief

6 Reset Functions

The ArtiDiag500 car diagnostic tool offers essential features like Oil Reset, Throttle Adaptation, and SAS/TPMS/BMS/EPB Reset.

Easily reset oil change indicators, fine-tune throttle response, and recalibrate steering angle sensors for optimal vehicle performance and maintenance convenience.


Specs

Features

What's In
The Box?

Comp Chart

FAQs



Brief

Complete OBD2 Data at Your Fingertips

Ensure a worry-free journey with comprehensive emission self-checks before you hit the road.

Specs

Features

What's In
The Box?

Comp Chart

FAQs



Brief

AutoVIN: Smart and Fast

Make these quick diagnostic jobs just a little quicker – AutoVIN swiftly captures crucial vehicle details like make, model, and manufacturing year.

Unparalleled productivity starts here!

Specs

Features

What's In The Box?

Comp Chart

FAQs



Graphic Live Data Stream

ArtiDiag500 graphically displays up to 4 data streams in a single interface, allowing users to evaluate performance with comparative data to make accurate and efficient decisions.

Features

What's In
The Box?

Comp Chart



Advanced Hardware Backs You Up

Experience enhanced performance with the upgraded ArtiDiag500 diagnostic tool, boasting a 4-core 1.5GHz CPU, 2GB RAM + 32GB ROM, and seamless operation with Android 11.0.

Enjoy extended battery life with its 3350mAh capacity.

Features

What's In The Box?

Comp Chart

CPU
4-Core 1.5GHz

RAM
2G

ROM
32G

OS
Android 11.0

Battery
3350mAh

Screen Resolution
1280×720

Detachable Diagnostic Cable



Brief

Your Data is Secured with ArtiDiag500

Never lose your data! Record your historical diagnostic records for replay or send your diagnostic report for printing via email.

Specs

Features

What's In The Box?

Comp Chart

FAQs



Brief



What's In The Box?

Specs

Features

What's In
The Box?

Comp Chart

FAQs

ArtiDiag500



OBD2 Cable



Type-C to USB Cable



Carry Case






Package



User Manual



MODEL	SPECIFICATIONS		
	ArtiDiag500	ArtiDiag500S	ArtiDiag600
			
Display	5-inch	5-inch TFT	5-inch TFT
Memory	RAM 2G / ROM 32G	RAM 2G / ROM 32G	RAM 2G / ROM 32G
Battery	3350mAh	1500mAh	3350mAh
Full OBD2 Functions	√	√	√
Full System	×(PCM/TCM/ABS/SRS)	×(PCM/TCM/ABS/SRS)	×(PCM/TCM/ABS/SRS)
Auto VIN	√	√	√
CAN-FD	√	×	√
Reset Function	6	5	8
Vehicle Coverage	67+	110+	67+
Software Update	free	free	free
Software Languages	12	17	12

Brief



FAQs

Specs

Question

What should I do if a communication error occurs?

Answer

Features

Follow the steps below to identify the problem:

- (1)** Check to see if the ignition is ON.
- (2)** Check to see if the ArtiDiag OBD-II diagnostic cable is securely plugged into the vehicle's DLC port.
- (3)** Turn the ignition off. Turn it on again after 10 seconds and continue the operation.
- (4)** Check to see if the vehicle's control module is defective.

What's In
The Box?

Comp Chart

FAQs

Brief



FAQs

Specs

Question

What special functions does the ArtiDiag500 support?

Features

Answer

ArtiDiag500 supports 6 special functions including Oil Reset, Throttle Adaptation, EPB Reset, Steering Angle Reset, BMS Reset and TPMS Reset.

Functions

Question

Do I need to update the firmware before using the ArtiDiag500 for the first time?

What's In
The Box?

Answer

Yes. Firmware will automatically update to the latest version. You can also tap User Info > Firmware Update to update the firmware manually.

Comparison

FAQs

Brief



FAQs

Specs

Question

Why is the ArtiDiag500 screen flashing when the engine is working?

Features

Answer

That is a normal occurrence caused by electromagnetic interference.

Functions

Question

How do I capture a screenshot?

What's In
The Box?

Answer

Swipe down and tap Screenshot, then tap on the screen to capture a screenshot. To view the saved pictures, tap Folder > Screenshots.

Comparison

FAQs

TOPDON



    @topdonofficial

+86-755-21612590 (Global HQ)
+1-833-629-4832 (North America)
+34 697 733 280 (Europe)

sales@topdon.com
support@topdon.com

CHINA TOPDON HQ

topdon.com

Unit 2005 20/F, No. 3040 Xinghai Avenue,
Qianhai Shimao Tower, Qianhai Shenzhen-Hong Kong
Cooperation Zone, Shenzhen, PR, China 518000

USA TOPDON

topdon.us

400 Commons Way, Suite A
Rockaway, NJ 07866

EU TOPDON

eu.topdon.com

Calle Sant Elies 29-35, piso 2º oficina 1º, esc. B,
08006, Barcelona, Cataluña, España